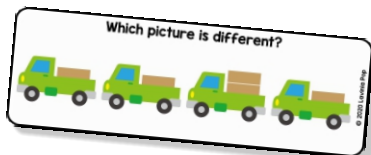


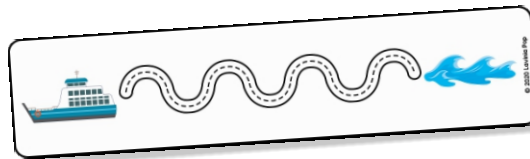
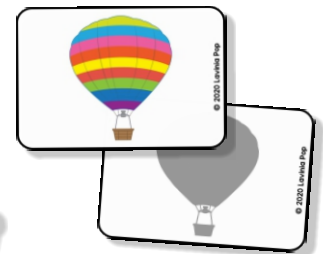

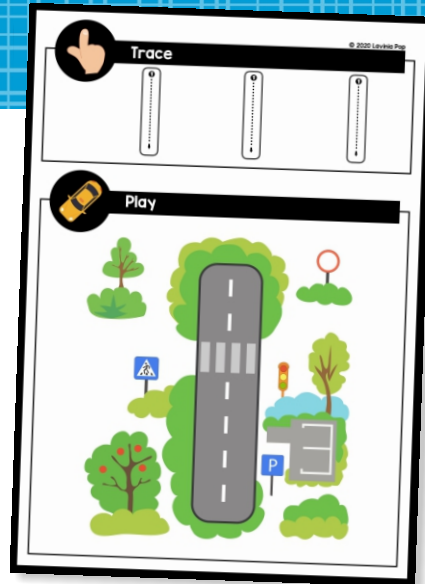



Lavinia Pop

# TRANSPORTATION

## centers



Preschool

**Thank you** for downloading this product; I hope you will enjoy using it and that it will be a valuable resource for you! I value your feedback, so please don't hesitate to contact me if you have any concerns whatsoever as I will endeavour to address them. And if you like what I've done, please let me know by leaving feedback at my online store :)

Lavinia

[lavinia@inmyworld.com.au](mailto:lavinia@inmyworld.com.au)

**ILLUSTRATIONS** Kari Bolt, Little Red, Dancing Crayon Designs, Whimsy Clips, Ramona Majdis, Zip-a-Dee-doo-dah-Designs, My Clipart Store

[www.teacherspayteachers.com/Store/Kari-Bolt](http://www.teacherspayteachers.com/Store/Kari-Bolt)      [www.teacherspayteachers.com/Store/Littlered](http://www.teacherspayteachers.com/Store/Littlered)

[www.dancingcrayon.com](http://www.dancingcrayon.com)      [www.teacherspayteachers.com/Store/Whimsy-Clips](http://www.teacherspayteachers.com/Store/Whimsy-Clips)

[www.teacherspayteachers.com/Store/Ramona-Majdis](http://www.teacherspayteachers.com/Store/Ramona-Majdis)      [www.teacherspayteachers.com/Store/Zip-a-dee-doo-dah-Designs](http://www.teacherspayteachers.com/Store/Zip-a-dee-doo-dah-Designs)  
[www.myclipartstore.com](http://www.myclipartstore.com)

**FONTS** [www.schoolfonts.com.au](http://www.schoolfonts.com.au)      [www.teacherspayteachers.com/Store/Kimberly-Geswein-Fonts](http://www.teacherspayteachers.com/Store/Kimberly-Geswein-Fonts)  
[www.teacherspayteachers.com/Store/Ramona-Majdis](http://www.teacherspayteachers.com/Store/Ramona-Majdis)

**PRINTING TIP** This resource has been designed for printing on A4-sized paper. If you are printing on a different size, select "shrink to printable area" or "print to fit page" (or a similar option) in order for the contents of this unit to print correctly.

Copyright © 2020 by Lavinia Pop - All rights reserved by author.

Purchase of this item entitles the purchaser the right to reproduce the pages for personal and classroom use. Duplication for other classes, an entire school or commercial purposes is strictly prohibited without written permission from the author. Minor editing is permitted only for personal use, however the document remains under copyright even when edited. Posting this item in whole or in part on the Internet in any form is strictly prohibited and is a violation of the Digital Millennium Copyright Act (DMCA).

Please be fair and don't share! If you are not the original purchaser of this file, please visit my blog to obtain a link to one of my online stores. [www.inmyworld.com.au](http://www.inmyworld.com.au)

let's connect!



In My World

[www.inmyworld.com.au](http://www.inmyworld.com.au)



[www.facebook.com/inmyworldlavinia](http://www.facebook.com/inmyworldlavinia)



[www.instagram.com/inmyworld\\_lavinia](http://www.instagram.com/inmyworld_lavinia)



[www.pinterest.com/lavinia](http://www.pinterest.com/lavinia)

# INTRODUCTION

## About this book

This book contains a collection of printable activities for use with children in Preschool, Pre-Kindergarten, Transitional Kindergarten and Kindergarten (Prep/Foundation).

## Directions for use

Following is an outline of the activities included in this unit and suggestions for preparation and use.

### 1. Transportation write and wipe pre-writing tracing practice (9 cards)

To prepare the pre-writing tracing cards for use, print, laminate them for durability and then cut them apart.

Using an erasable marker or crayon, children are required to trace the paths on each card.

### 2. Transportation upper case tracing practice and car play mat

Please note: You will need to supply toy cars for this activity.

To prepare the pages for use, print and then laminate them for durability.

Children practice finger tracing the upper case letter at the top of the page and then, using a car, they play on the road letter.

### 3. Car and parking lot upper and lower case letter match

To prepare the activity for use, print and then laminate the pages for durability. Cut out all the pieces.

The aim of this activity is for children to match the lower case letters on the cars to the correct upper case letter in the parking lot.

### 4. Hot air balloon beginning sounds match

To prepare the activity for use, print and then laminate the pages for durability. Cut out all the pieces.

The aim of this activity is for children to match the animals (beginning sound pictures) to the correct hot air balloon.

### 5. Transportation syllables: 1,2,3 syllable words (18 cards)

Please note: You will need to supply clothes pegs for this activity.

To prepare the cards for use, print, laminate, and then cut them apart.

The aim of this activity is for children to identify the number of syllables in each word and show their answer by clipping a peg on the corresponding number on the card.

6. Bus CVC word and picture match (15 cards)

To prepare the cards for use, print, laminate them for durability and then cut them out.

The aim of this activity is for children to read the CVC on each bus and match the correct picture to it.

7. Sailboat rhyming words match (12 cards)

To prepare the cards for use, print, laminate them for durability and then cut them out.

The aim of this activity is for children to match the sail to the boat with which it rhymes.

8. Sight Word Train (44 words)

Please note: You can use the letter tiles included in this packet or your own small letters tiles or beads.

To prepare the cards for use, print, laminate them for durability and then cut them apart.

Children are required to build the words on each train wagon.

9. Delivery van and contents colour match (R,O,Y,G,B,P,P, Black, Brown, Gray)

To prepare the cards for use, print, laminate them for durability and then cut them apart.

The aim of this activity is for children to match the coloured items to the correct delivery van.

10. Transportation shadow matching (16 cards)

To prepare the activity for use, print and then laminate the pages for durability. Cut out all the pieces.

The aim of this activity is for children to match the pictures to their shadows.

11. Which picture is different? transportation cards (4 cards)

To prepare the cards for use, print, laminate them for durability and then cut them apart.

The aim of this activity is for children to identify the picture that is different.

12. What doesn't belong? camping cards (4 cards)

To prepare the cards for use, print, laminate them for durability and then cut them apart.

The aim of this activity is for children to identify the picture that doesn't belong.

13. Transportation sorting: air, sea and land transport

To prepare the cards for use, print, laminate them for durability and then cut them apart.

The aim of this activity is for children to sort the different transportation vehicles to the correct mat: air, sea or land.



#### 14. Transportation patterns (AB)

To prepare the cards for use, print, laminate them for durability and then cut them apart. Attach the pictures cut out from the bottom of the page to the end of a clothes peg using a hot glue gun.

The aim of this activity is for children to identify the pattern on the cards and to clip the correct picture in the empty box to complete the pattern.

#### 15. Hot air balloon 4-part sequencing cards

To prepare the cards for use, print, laminate them for durability and then cut them apart.

The aim of this activity is for children to order the cards correctly to show the hot air balloon process from inflation to flying through the air.

#### 16. Transportation number tracing practice and car play mat (0-10)

Please note: You will need to supply toy cars for this activity.

To prepare the pages for use, print and then laminate them for durability.

Children practice finger tracing the number at the top of the page and then, using a car, they play on the road number.

#### 17. Transportation car and parking lot counting (0-10)

To prepare the cards for use, print and laminate them for durability and then cut them out.

The aim of this activity is for children to randomly park some cars in the parking lot. They then count them and find the correct number sign and place it in the empty circle.

#### 18. Train number sense (1-10)

To prepare the cards for use, print, laminate them for durability and then cut them apart.

The aim of this activity is for children to sort the different number representation train wagons to the correct train engine.

#### 19. Car transporter truck sorting by size (small, medium, large)

To prepare the cards for use, print, laminate them for durability and then cut them apart.

The aim of this activity is for children to sort the different cars to the correct car transporter truck.


#### 20. Delivery van shape sorting

To prepare the cards for use, print, laminate them for durability and then cut them apart.


The aim of this activity is for children to sort the differently shapes items to the correct delivery van.

Happy Teaching :)






















## In My World

Which picture is different?



Which picture is different?



Which picture is different?



Which picture is different?



What doesn't belong?



What doesn't belong?



What doesn't belong?



What doesn't belong?



## In My World

spaceship

1 2 3

blimp

1 2 3

submarine

1 2 3

ferry

1 2 3

truck

1 2 3

bicycle

1 2 3

sailboat

1 2 3

scooter

1 2 3

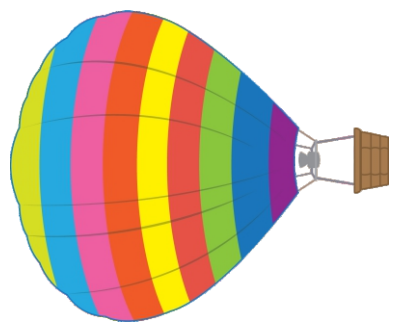


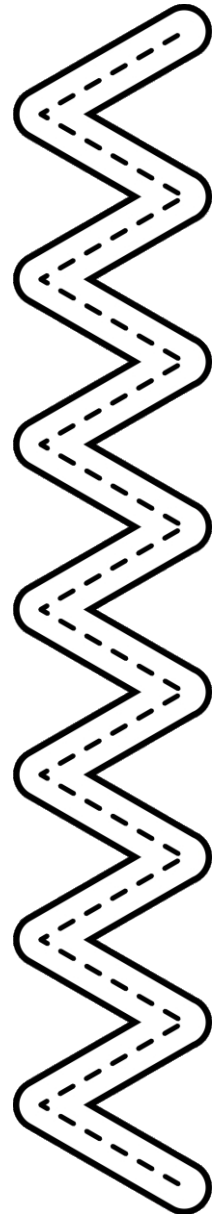
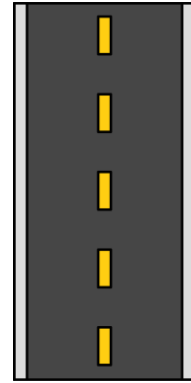

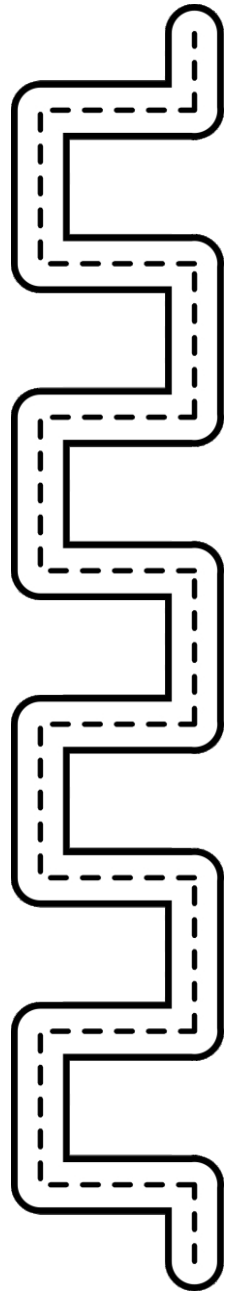


## In My World

## In My World

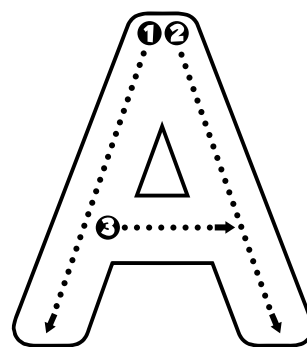
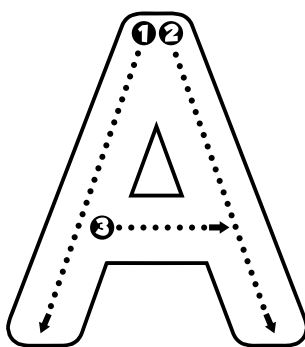
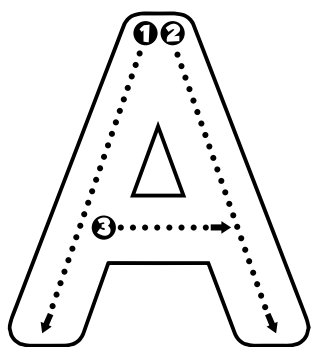




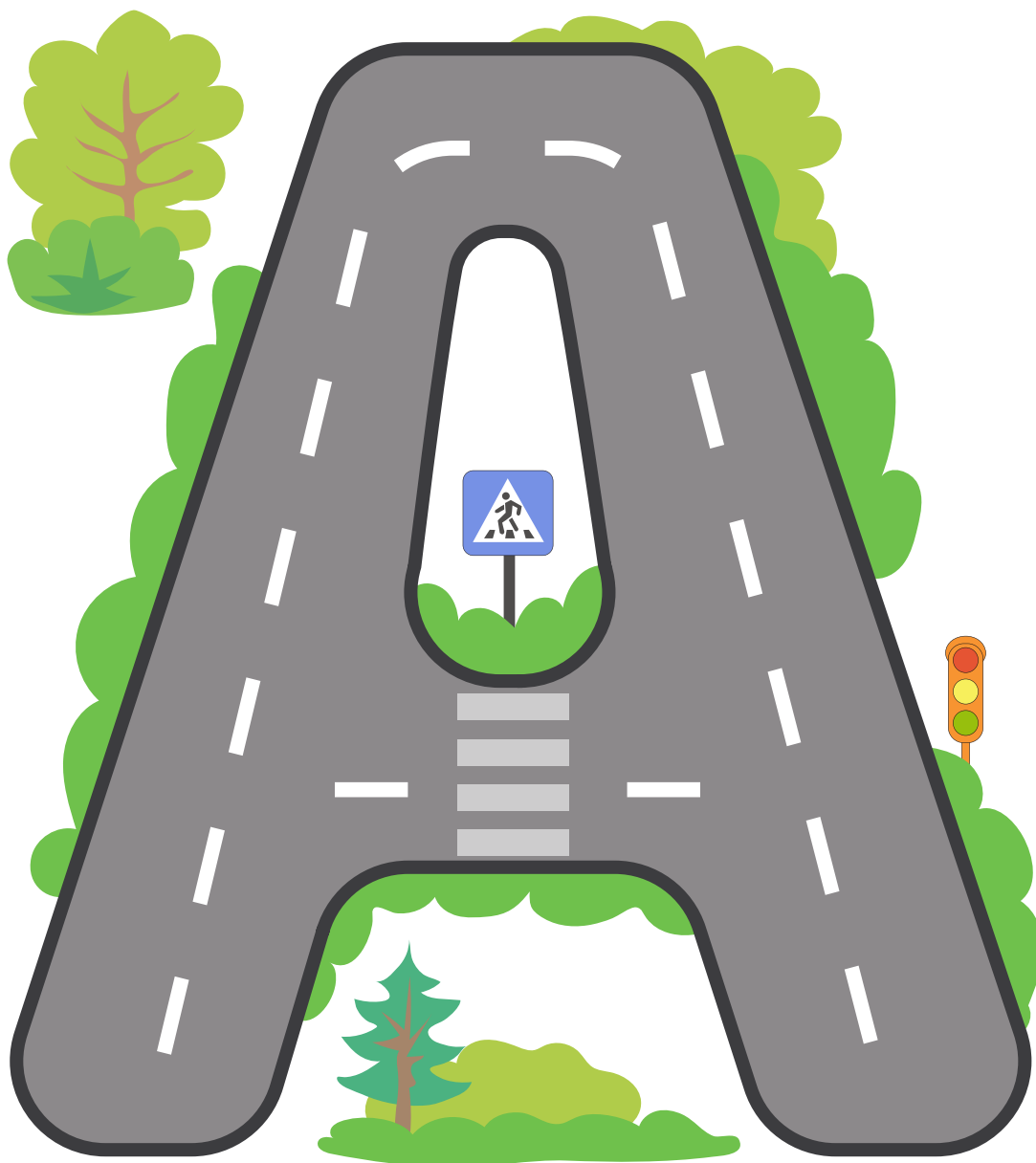





## Trace

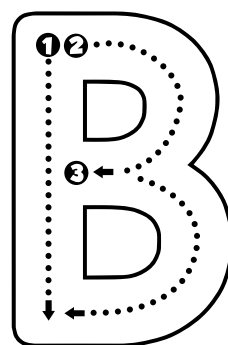
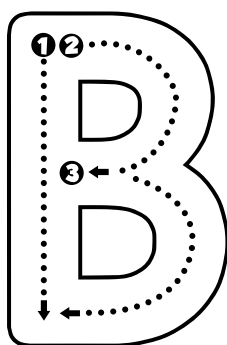
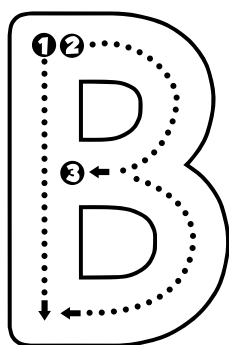


## Play

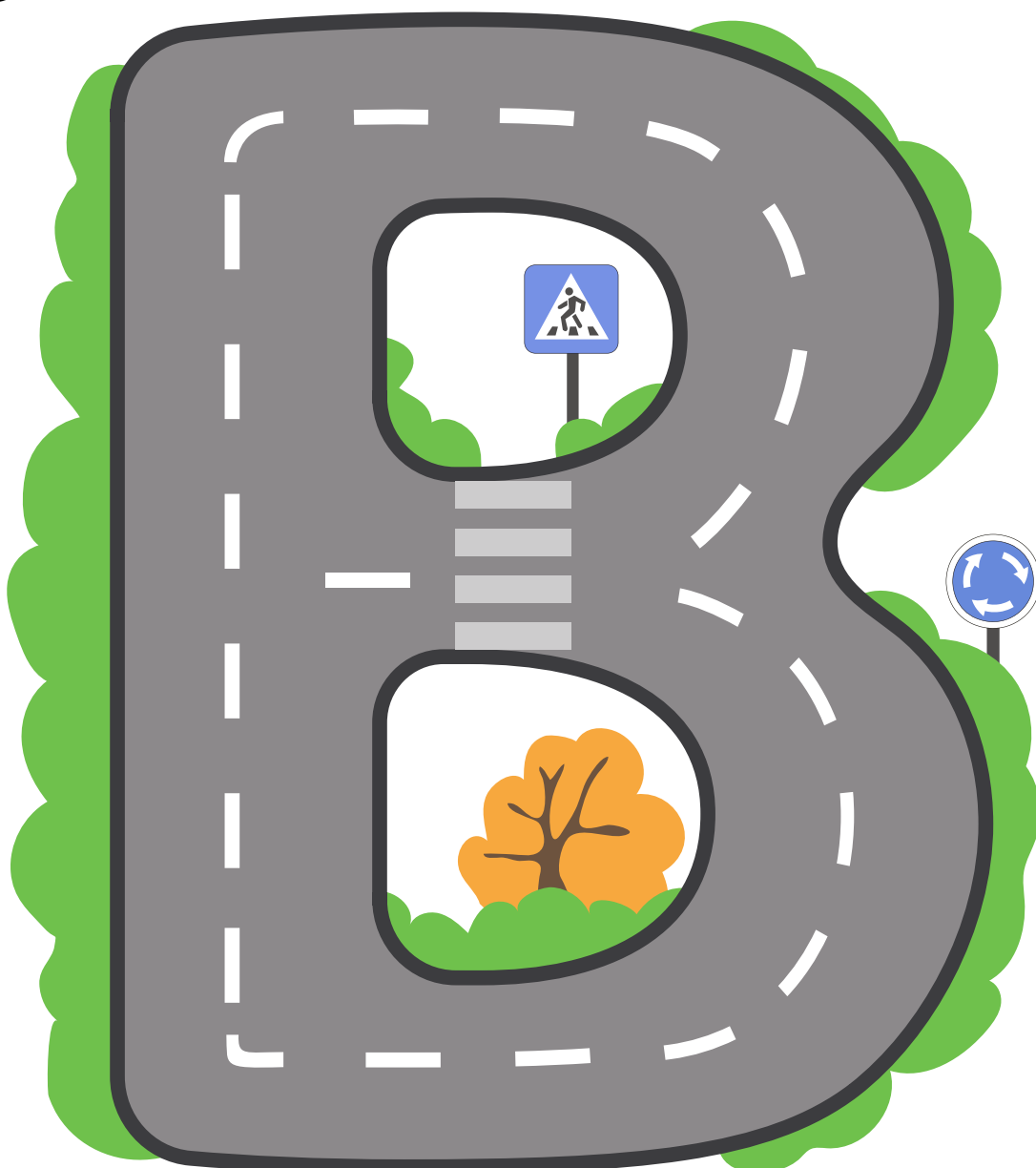





## Trace

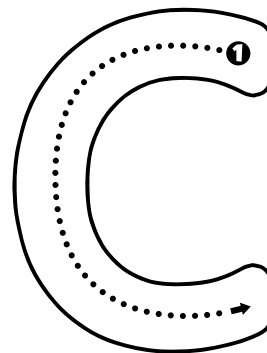
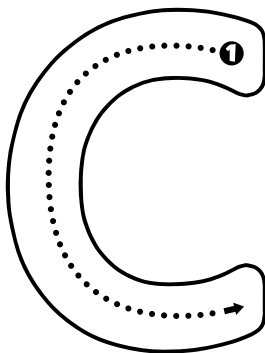
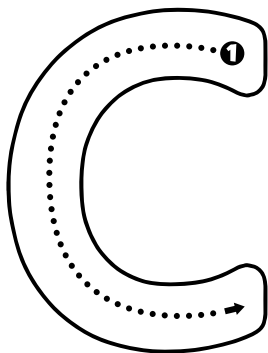


## Play

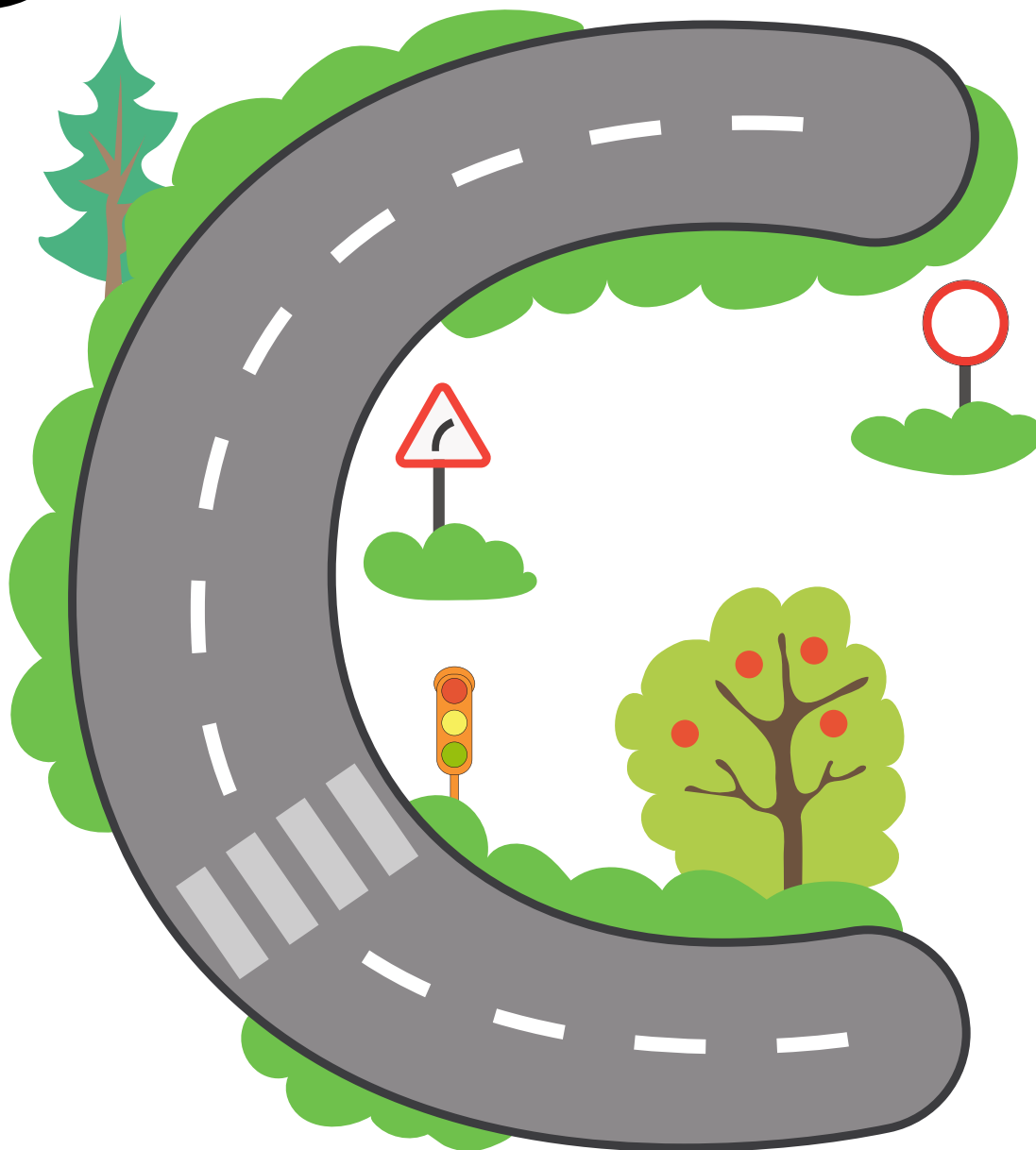





## Trace




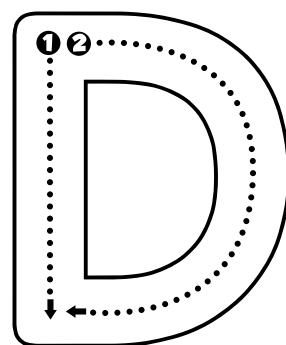
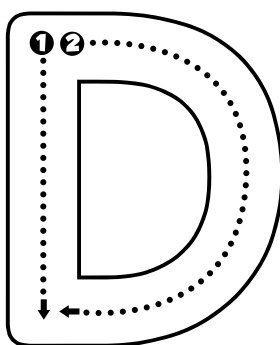
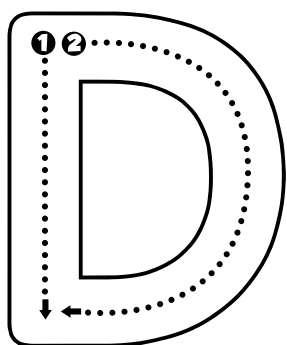
## Play








## Trace

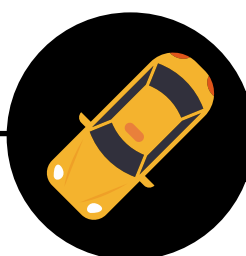
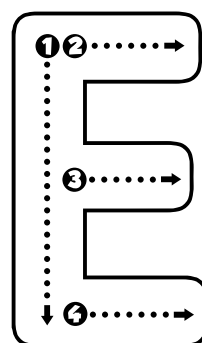
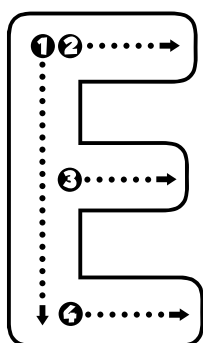
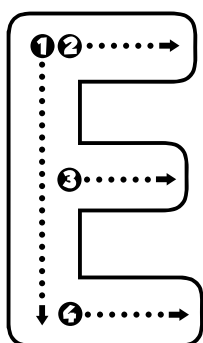


## Play

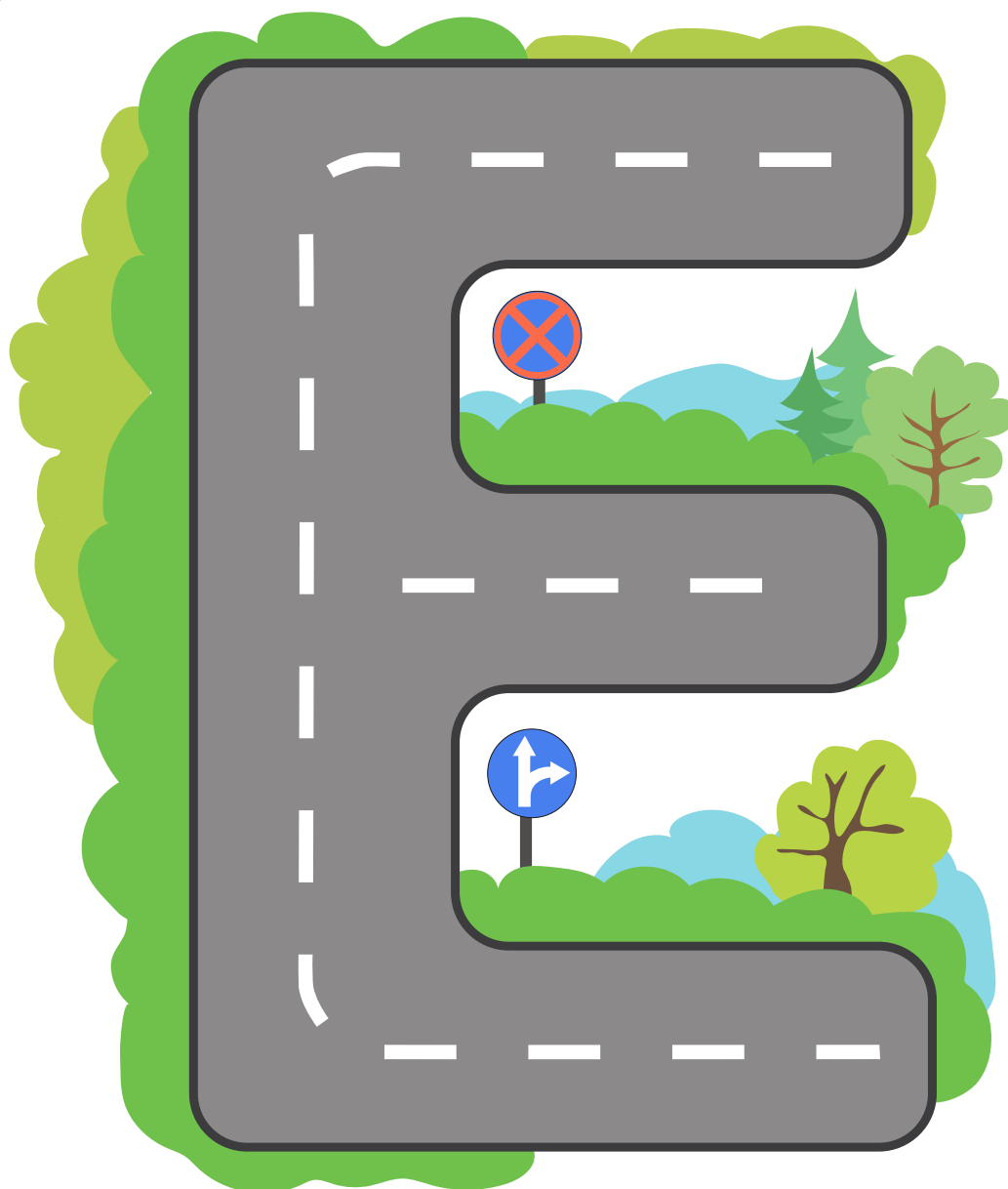


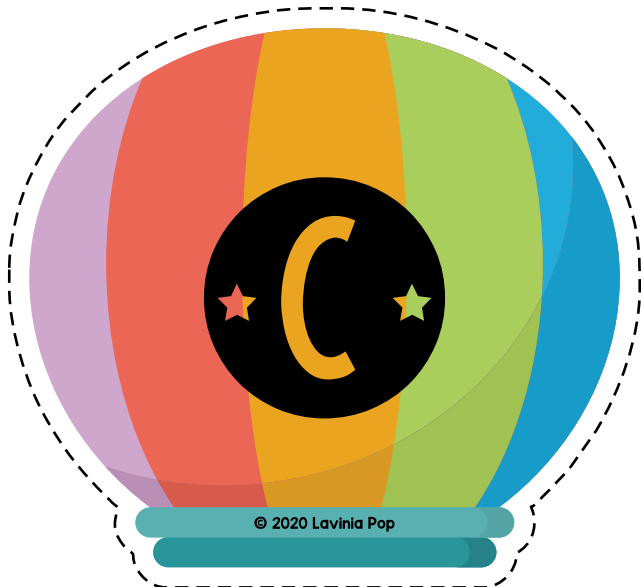




## Trace




## Play





alligator, bear, cat, dog

car



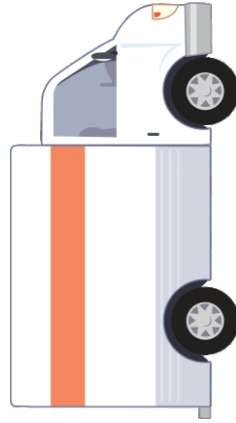
1

2

3

© 2020 Lavinia Pop

truck




1

2

3

© 2020 Lavinia Pop

minivan




1

2

3

© 2020 Lavinia Pop

bicycle




1

2

3

© 2020 Lavinia Pop

scooter



1

2

3

© 2020 Lavinia Pop

motorbike

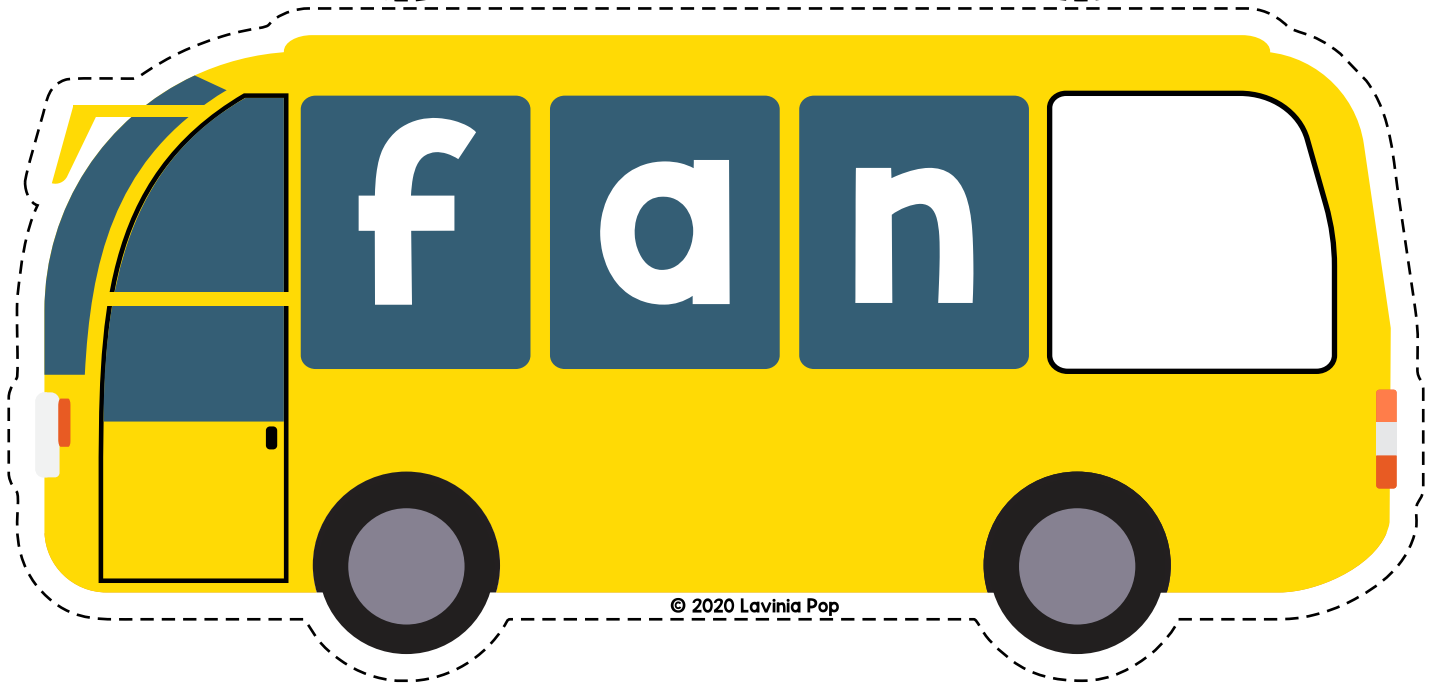




1


2

3

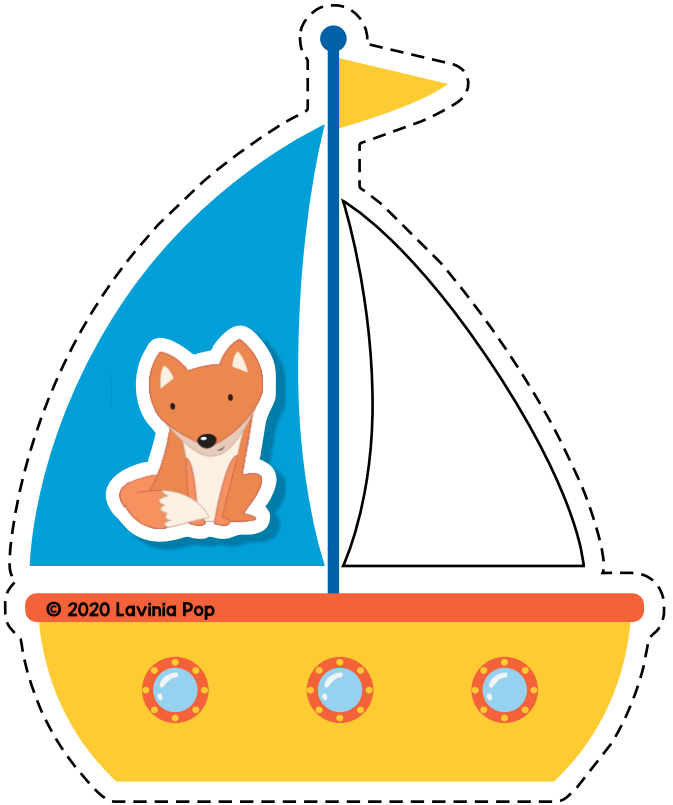
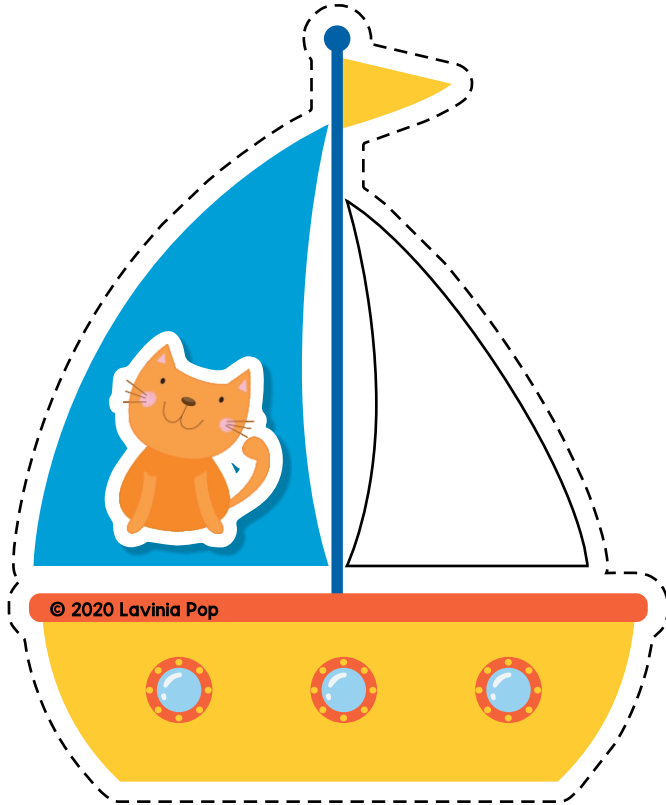
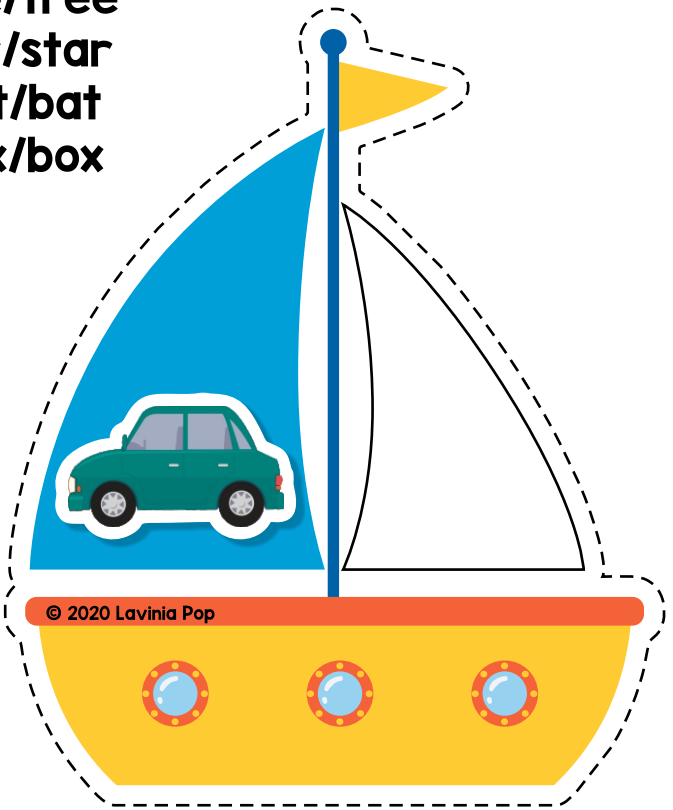
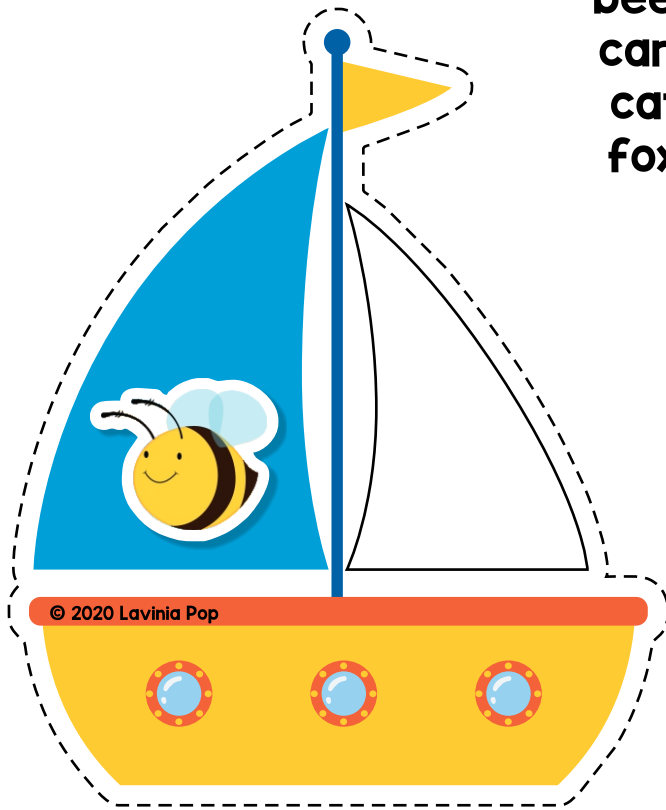
© 2020 Lavinia Pop


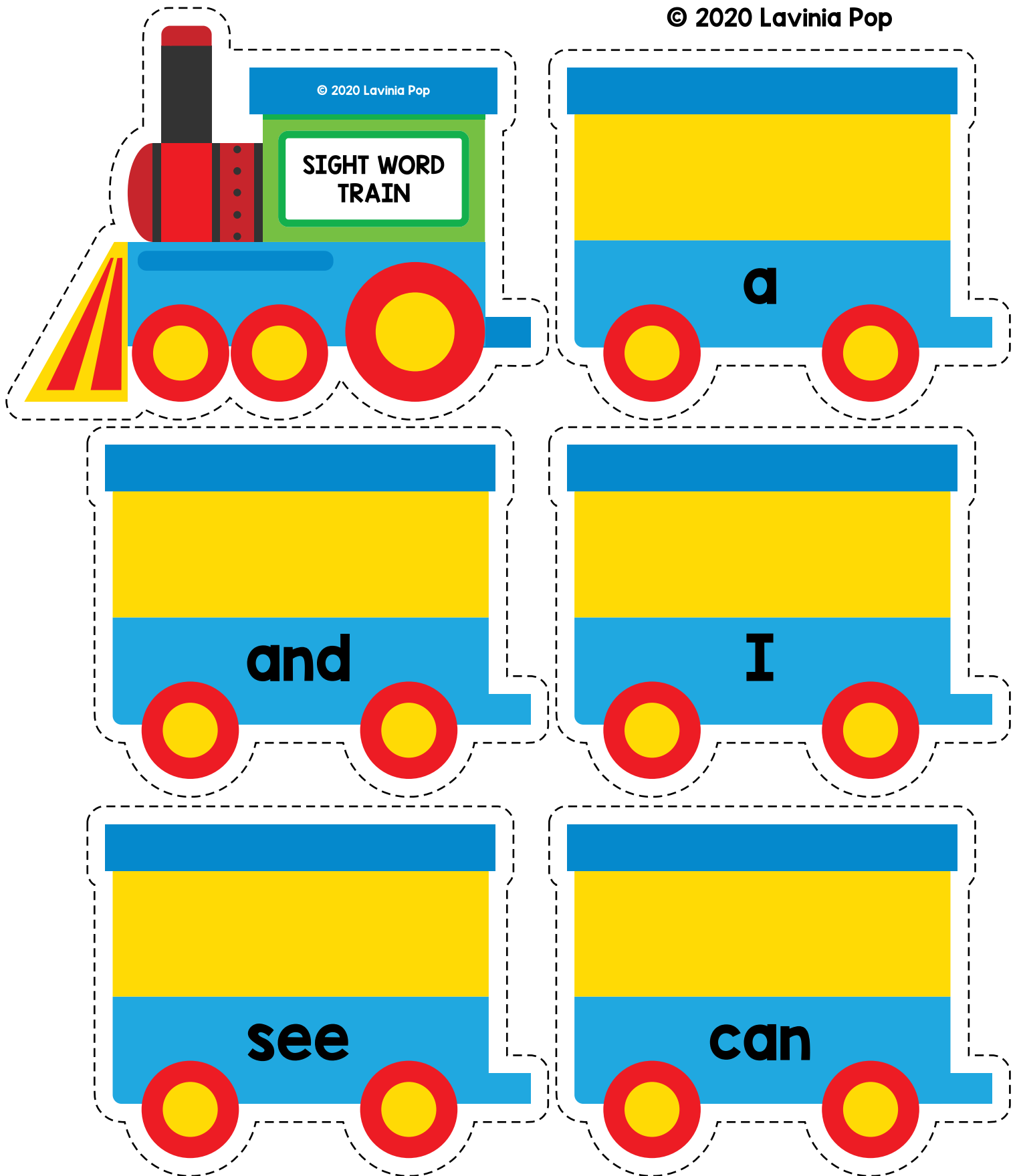


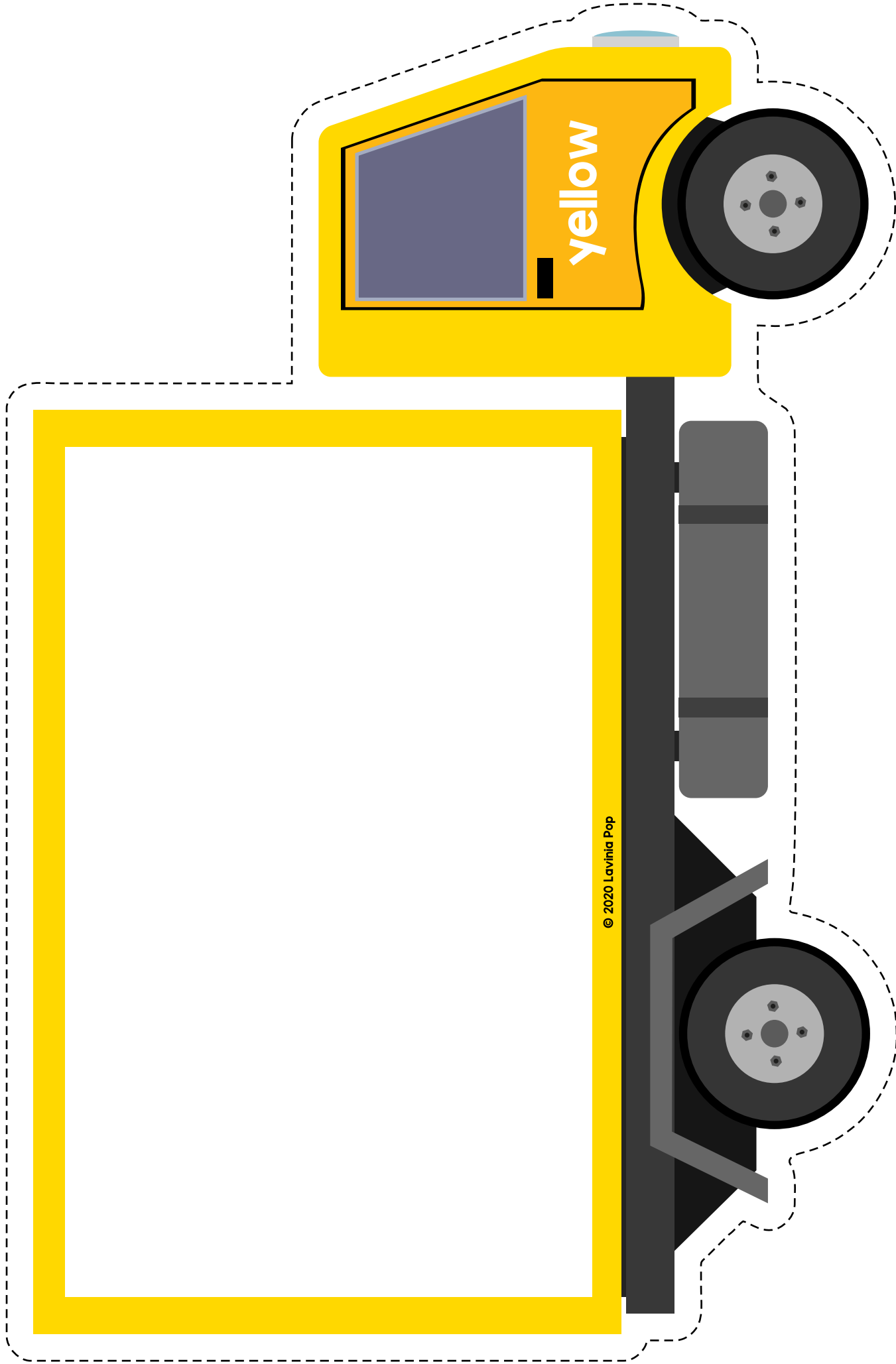


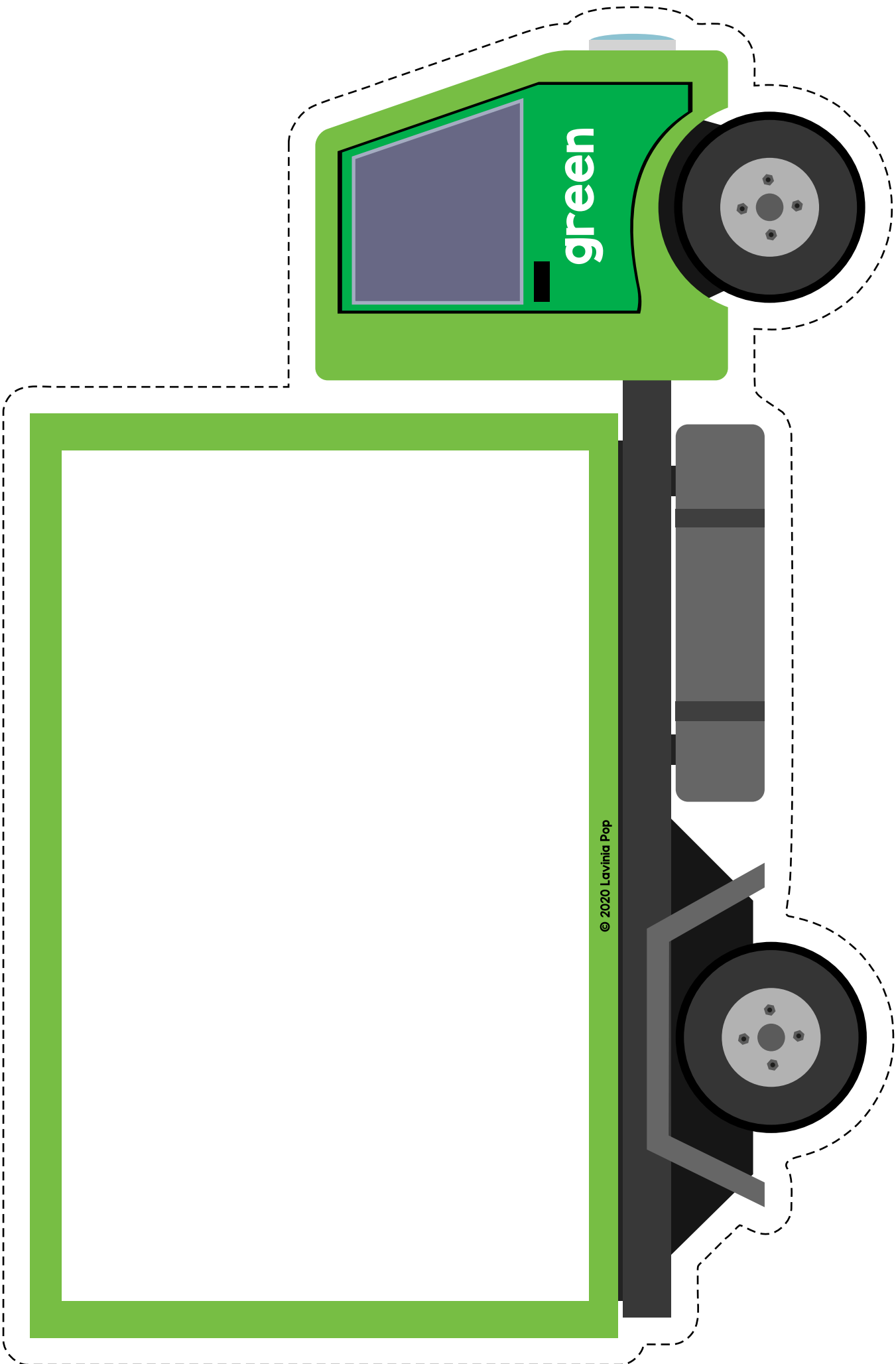


bee/tree  
car/star  
cat/bat  
fox/box






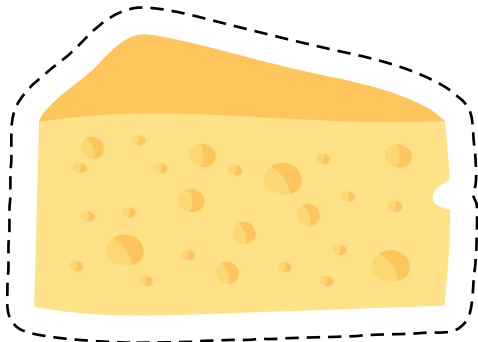




















© 2020 Lavinia Pop



© 2020 Lavinia Pop




© 2020 Lavinia Pop



© 2020 Lavinia Pop



© 2020 Lavinia Pop




© 2020 Lavinia Pop



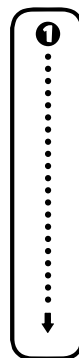
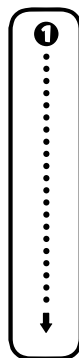
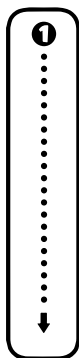
© 2020 Lavinia Pop



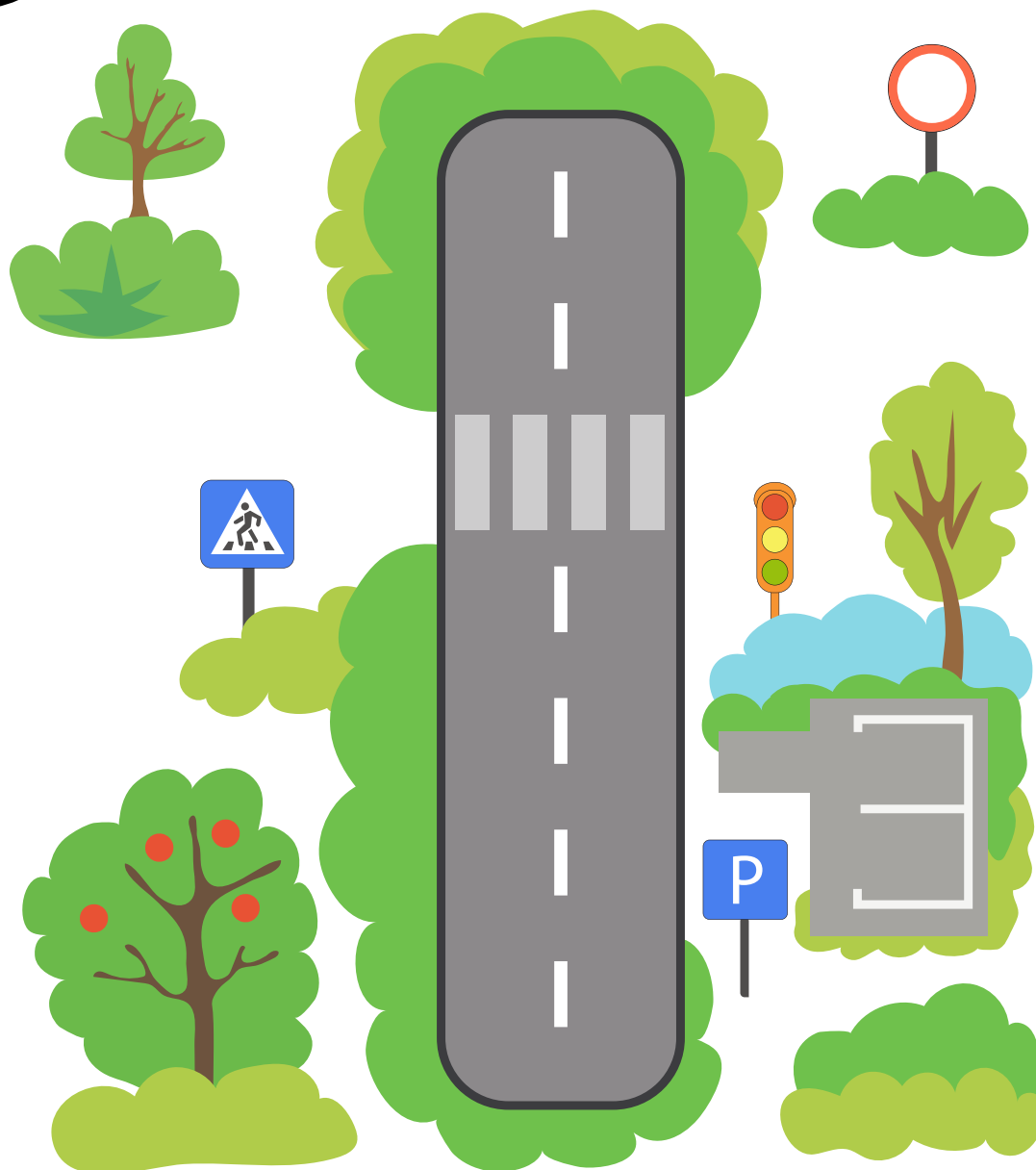
© 2020 Lavinia Pop




## Trace



## Play






## Trace












## Play

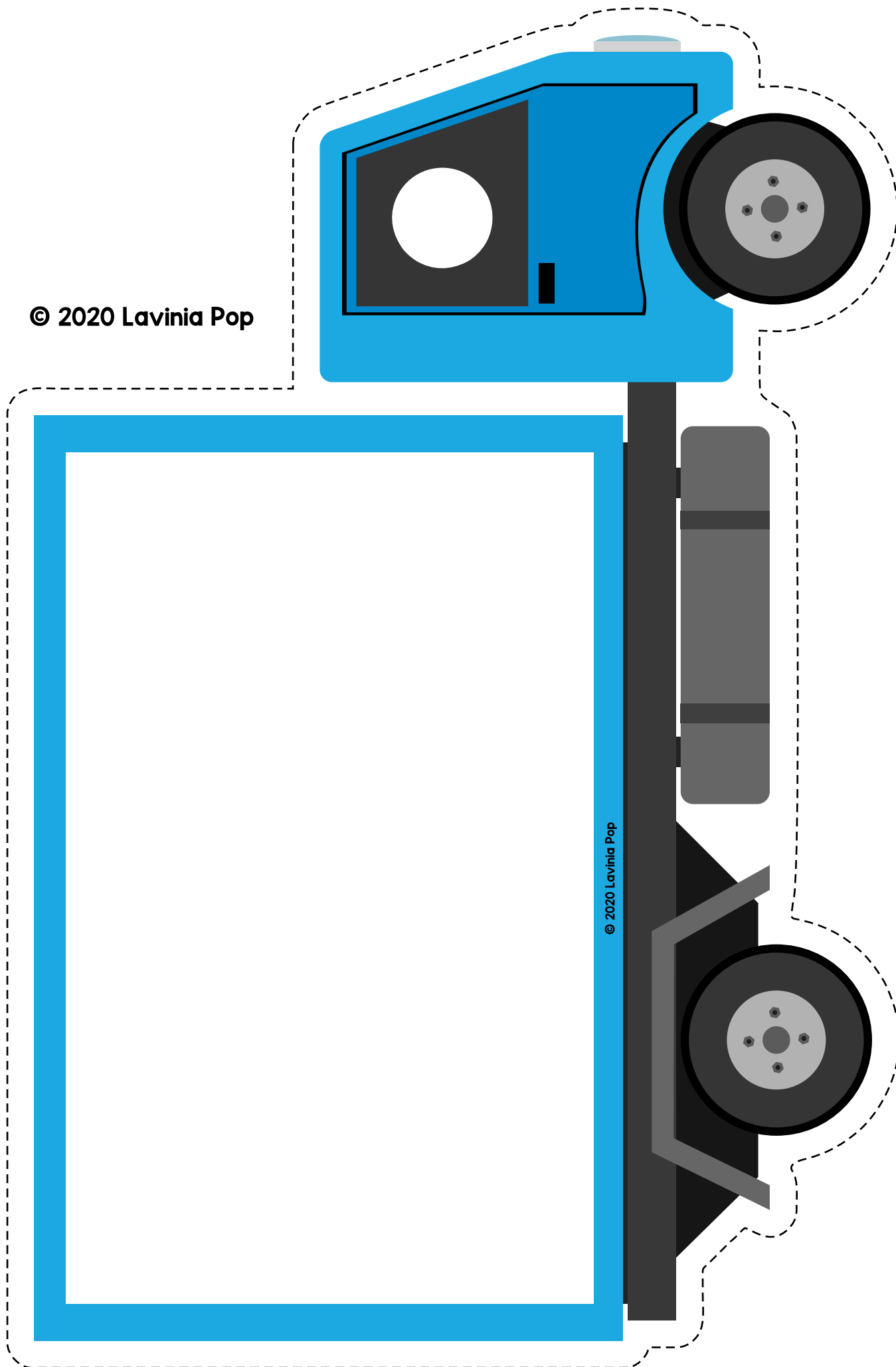




© 2020 Lavinia Pop



© 2020 Lavinia Pop



© 2020 Lavinia Pop

